



Identify pointed structures

- 1- medial condyle
- 2- lateral condyle
- 3- tibial tuberosity
- 4- anterior border
- 5- medial surface



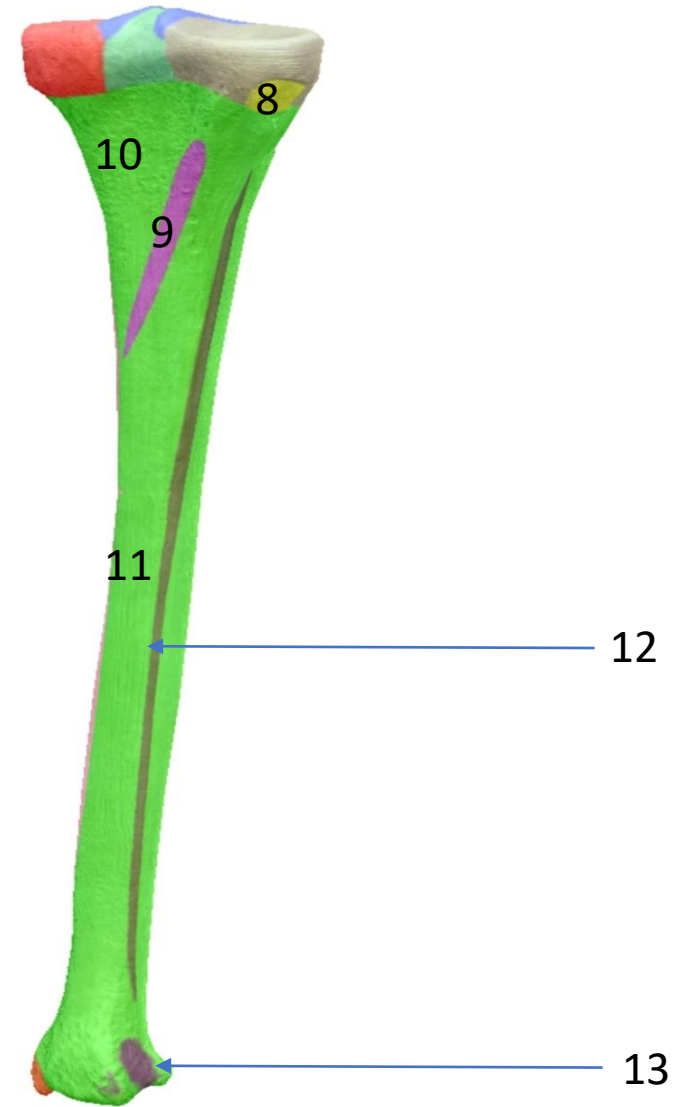
Identify pointed structures

- 6- medial border
- 7- medial malleolus




Identify pointed structures

- 8- groove for semimembranosus
- 9- soleal line
- 10- popliteal surface for popliteal muscle
- 11- posterior surface
- 12- lateral border
- 13- fibular notch

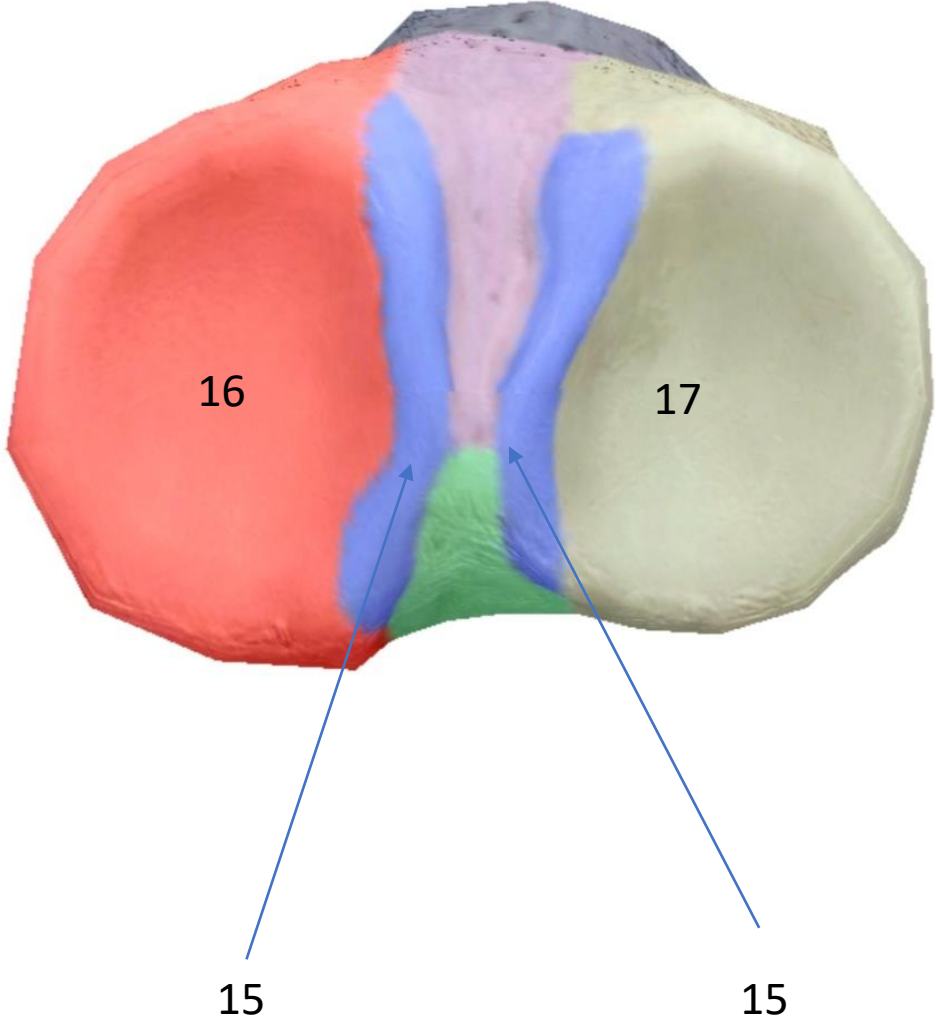


Identify pointed structure

14- lateral surface




Identify pointed structures



- 15- intercondylar eminence
- 16- medial condyle
- 17- lateral condyle

Identify pointed structures

- 1- head
- 2- neck
- 3- articular facet
- 4- apex
- 5- shaft or body



Identify pointed structure

6- Lateral malleolus



Identify pointed structure

7- malleolar fossa

